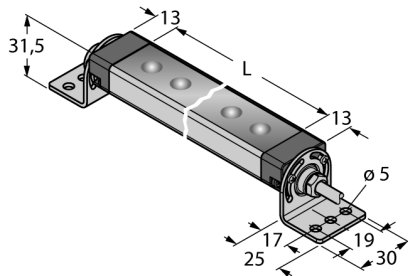


**work light**  
**linear light**  
**WLS28CW145X**

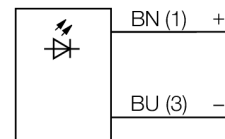
**TURCK**

Industrial  
Automation



- Cascadable
- Light length: 145 mm
- Operating voltage: 12...30 VDC
- Protection class: IP50
- Color, cold white
- Cable, 2m
- Mounting bracket included in delivery

**Wiring diagram**

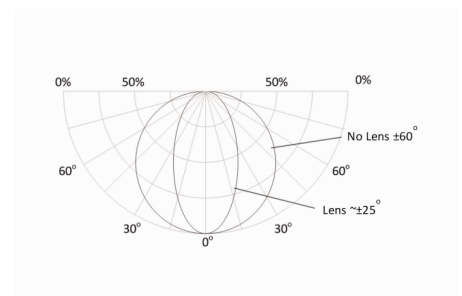


**Functional principle**

The energy-efficient LED work lights are ideally suited for industrial applications. The color temperature lies in the range of daylight, between 5,000 and 10,000 Kelvin. Depending on the model, the luminous flux may vary between 140 and 1120 lumen. Some work lights are switched on/off via supply power (10...30 VDC) and some types by means of a button directly at the LED lamp.

**Luminous flux**

The work lights are available with lenses (25 ° aperture angle) and without lenses (60° aperture angle). The diagram shows the luminous flux in relation to the aperture angle:



<b>Type code</b>	WLS28CW145X
Ident no.	3014771

<b>Design</b>	rectangular
Dimensions	175x 28x 21 mm
Housing material	metal, AL
Window material	Acrylic, clear
Connection	cable, 4-wire
Cable length	2 m
Cable Jacket Material	PVC
Service life hours	50000 h
Protection class	IP50
Ambient temperature	-20...+50 °C
Storage temperature	-40...+85 °C
Relative humidity	≤ 90 %

<b>Operating voltage</b>	12...30VDC
DC rated operational current	≤ 500 mA
Input power	6 W

<b>Light type</b>	white
Color temperature	5000...8300K
Luminous flux lumen	225 lm
Aperture angle degree	60 °